

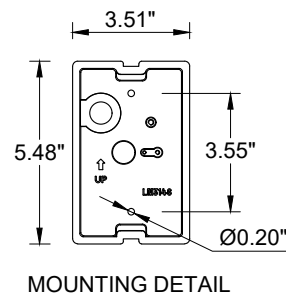
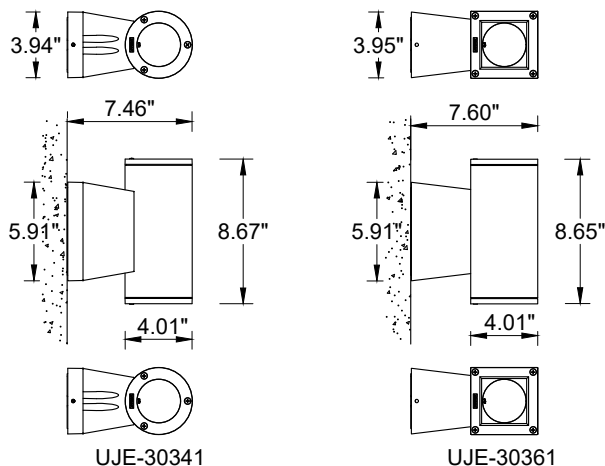
INSTALLATION AND SERVICE MANUAL

LIGMAN
NORTH AMERICA

For Installation of Jet Cylindrical and Square Wall Up-Down Light COB Model. UJE-30341 and UJE-30361

Product drawing (dimensions)

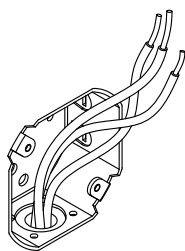
SUITABLE FOR WET LOCATIONS



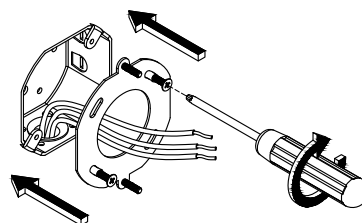
MOUNTING DETAIL

NOTE

Mounts over
Junction box.



1

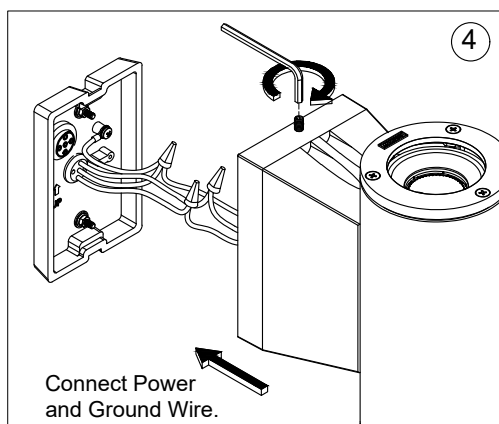


2

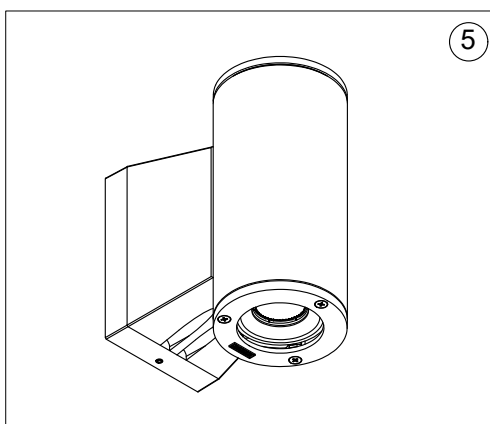
Using the nylon washers
and the 7mm. nut driver
secure the back
plate to the wall

Ensure Orange
Rubber Grommet
is used to Create a
Water Tight Seal
Ensure watertight seal using UL
approved silicone based sealant.

3



4



5

Notice to Installer

Wiring Instruction ⚠ Warning:

- Risk of Fire and Electrical Shock, This fixture must be installed only by a qualified electrician, Installation must adhere to the National Electrical Code (NEC) and all applicable local and federal regulations.
- Always disconnect power before servicing the fixture.

Ligman Lighting USA